

### Tewameter® TM Nano

With its **ultra-small measuring chamber** (only 2 mm Ø), the Tewameter® TM Nano allows to measure the Transepidermal Waterloss (TEWL) in g/h/m<sup>2</sup> on small, or difficult to reach sites, e.g. **nails, scalp with hair, lips**, etc.

- **Special rubber rings** make the probe sit tightly even on slightly curved surfaces (e.g. the nails). As they are exchangeable, the rings can be **cleansed hygienically**.
- Available for the C+K **MPA-systems** (operation with MPA CTplus software).

### Tewameter® Triple TM 330T

The probe follows the worldwide acknowledged **open chamber** measurement of the **Tewameter®**. It measures the gradient of the water evaporation from the skin indirectly by the two pairs of sensors (temperature and relative humidity) inside the hollow cylinder. A microprocessor analyses the values. It is a very suitable device to reduce the measuring

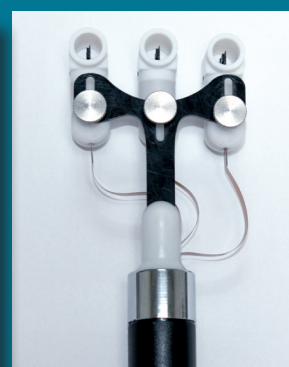


time as with its **three probe heads**, it supplies three measurements **at the same time**.

- Possibility of measurement of **one large area** with higher precision and reproducibility
- or time saving measurement on **three separate areas** with different products at the same time and exactly the same ambient conditions.
- Software shows the values of all three probe heads simultaneously. The values can be viewed as **single values or as average**.
- The probe heads can be easily positioned on the skin with **high flexibility**.
- Innovative sensor technology for **precise and very stable** measurements.
- **Check calibration** can be done with the supplied **functional case** which can also be used to house the probe when not in use.
- Available for C+K **MPA-systems** (operation with MPA CTplus software).

### Invitro Tewameter® VT 310

A special probe for the measurement of the TEWL, perfectly suited to fit on a **Franz cell**. The probe emulates completely the upper part (donor chamber, standard is 15 mm Ø, other sizes on request). A convenient way to study **skin permeability and dermal absorption** necessary for safety & efficacy testing.

- Offers all advantages of the open chamber measurement of the Tewameter®.
- Fully **comparable to in vivo** measurements as the results are expressed in g/h/m<sup>2</sup>.
- **Long-term** measurements possible.
- If **preparations** are applied to the membrane during the measurement, a special **Teflon center-piece** emulating the donor chamber can be put between probe and membrane.
- Available for the **C+K MPA-systems** (operation with MPA CTplus software).



#### Technical Data:

*Tewameter® Triple TM 330T: Dim.: 3 measuring chambers: 2 cm, Ø1 cm, Probe: length 24 cm, minimum width 6.4 cm, Weight: 120 g, Cable length 1.3 m*

*Invitro Tewameter®: Dim.: Length: 6.5 cm, Measuring chamber: Height: 2 cm, Inner Ø: 1.5 cm, Outer Ø: 3 cm, Cable length: 1.3 m, Weight: approx. 60 g; Teflon-centerpiece: Height: 2.5 cm, Inner Ø: 1.5 cm, Outer Ø: 3 cm (all data for standard probe)*

*Tewameter® TM Nano: Dim.: Measuring Chamber: 2.3 cm high, Ø 2 mm, total contact surface: 4 mm Ø, Probe: 15.3 cm, Cable length: 1.3 m, Weight: 90 g; Resolution & Measurement uncertainty for all probes: Please see website;*

*Technical changes may be made without prior notice.*

Courage+Khazaka electronic GmbH since 1986  
Mathias-Brüggen-Str. 91 · 50829 Köln · GERMANY

phone +49 221 95 64 99 0 · fax +49 221 95 64 99 1  
info@courage-khazaka.de · www.courage-khazaka.de

